

WRITTEN Practico N° 12- 1st year.

Name and surname: _____


Course: _____ Date: _____

1- Read the Vocabulary:



Halloween Vocabulary



1  costume	2  mask	3  trick or treat	4  candy
5  candy bag	6  witch	7  witch's hat	8  black cat
9  vampire	10  Frankenstein	11  skeleton	12  skull
13  werewolf	14  devil	15  ghost	16  mummy
17  pumpkin	18  pumpkin patch	19  jack o' lantern	20  bat

2- Join (une con flechas):



PUMPKIN



GHOST



HAUNTED HOUSE



SKULL



ZOMBIE



SKELLETON



MUMMY



VAMPIRE

SPIDER



BAT



COFFIN



WITCH



3- Letter Soup. (sopa de letras). Find the words:

Halloween

word search




witch



mummy


m	u	m	m	y	e	e	p
s	l	a	j	h	l	p	u
k	w	i	t	c	h	x	m
e	w	g	q	a	r	c	p
l	r	b	h	j	f	m	k
e	t	z	u	o	g	b	i
t	u	s	g	h	s	v	n
o	i	t	l	c	a	t	z
n	v	a	m	p	i	r	e



skeleton



vampire



cat




pumpkin



ghost

4- Label the Picture.(Coloca el nombre de las partes del cuerpo):



eye	finger	arm	leg
toe	tooth	mouth	foot

5- Lee y realiza la traducción del texto: Mandar el audio a la profe por whastapp o mail.



Halloween

Story by Andrew Frinkle



Halloween is the last day of October. That's October 31st. Halloween is a fun and spooky holiday.

On Halloween, you can make a Jack-O-Lantern. This is a pumpkin with a silly or scary face. There are other decorations, like bats, black cats, and skeletons, too!

On this holiday, you can wear a costume. Do you want to dress up like a princess or a super hero? Do you want to dress up like your favorite movie character?

On Halloween, you can go trick-or-treating. You go house-to-house in your costume and say, "trick or treat!" Then you will get some candy.



